

Where? How? When? How long?

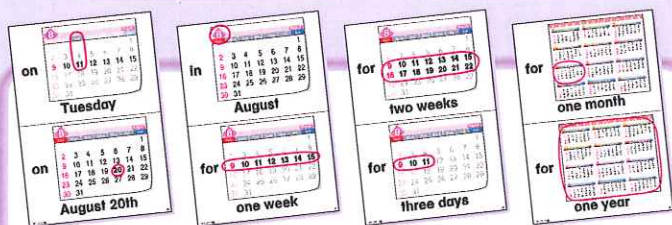

どこに? どの乗り物で? いつ? どのくらい? (疑問詞の使い方)

4カテゴリー(場所、乗り物、いつ、期間)の計22枚のカードをすべて切り取り、裏にマグネットを貼って、バラバラに貼ります。

Cut out and attach magnets to the back of the 22 cards (4 categories, and 22 cards with places, transportation methods, dates and time periods). Put the 22 cards randomly up on the board.

where, how, when, how long の文字カード4枚の中から where を生徒達に見せ、Where are you going? とたずねます。生徒達は場所を表す絵カードを選んで取り、to Hawaii. と答えます。指導者は黒板に Where カードを貼り、Where カードの下に Hawaii の絵カードを置きます。このやり方で、残りのカード(交通手段、いつ、期間)も同様に生徒にたずねていき、文字カードの下に絵カードをそれぞれ置いていきます。

Take one "Where" card and ask the students, "Where are you going?" Students pick one of the place cards and answer, "To Hawaii." Put the "where" card up on the board and have students put the "Hawaii" card under it. Continue with the 3 remaining categories. Then let students take turns asking questions.



次のカードは Book 3 Class Cards #121~128と同じです。
 いつ: on Tuesday, on August 20th, in August
 期間: for one week, for two weeks/for three days, for one month/for one year

内容物

No.73 ~ 84 (計 12 枚/A4 判)

■ 12 sheets

文字カード: where/how/when/how long
 場所: Hawaii/Paris, London/Sydney, Kyoto/New York

乗り物: car/airplane, train/ship, ferry/truck, bike/motorbike



Unit 7-1 のタグは、線で切り取り、持ち出しフォルダーの上の部分に差し込むか、貼り付けるなどして、アクティビティごとの整理・収納に有効にお使いください。

The tag can be cut out and used for index folders.
 Simply cut out the tag and slip it in the tag holder.

Unit 7-1 Where? How? When? How long?

Where


How

When


How long




bike




motorbike



train



ship



ferry



truck



London



Sydney

in

August						
Sun	Mon	Tue	Wed	Thu	Fri	Sat
8						1
2	3	4	5	6	7	8
9	10	11	12	13	14	15
16	17	18	19	20	21	22
23	24	25	26	27	28	29
30	31					

August

for

August						
Sun	Mon	Tue	Wed	Thu	Fri	Sat
8						1
2	3	4	5	6	7	8
9	10	11	12	13	14	15
16	17	18	19	20	21	22
23	24	25	26	27	28	29
30	31					

one week